

Scaled data based on original data using
LM-79-08 Approved Method: Electrical and Photometric Measurements of Solid-
State Lighting Products

Test Report Prepared for
Cooper Lighting Solutions
(formerly Eaton)

Brand: McGRAW-EDISON

Report Number: P452191

Luminaire Tested: **GALN-SA3A-827-U-5MQ**

Issue Date: 1/4/2021

Test Information

Test Method: LM-79-08
Report Number: P452191
TEST IS SCALED FROM IESNA LM-79-08 TEST DATA (G3-2011-042-2)
Test Lab: INNOVATION CENTER
Issue Date: 1/4/2021
Manufacturer: COOPER LIGHTING SOLUTIONS (FORMERLY EATON)
Product Line: MCGRAW-EDISON
Catalog Number: GALN-SA3A-827-U-5MQ
Description: GALLEON AREA AND ROADWAY LUMINAIRE
(3) 80 CRI, 2700K, 615mA LIGHTSQUARES WITH 16 LEDS EACH AND TYPE V MEDIUM OPTICS
Light Source: -
Ballast/Driver: ELECTRONIC DRIVER

Summary

Lumens per Lamp: N/A
Luminaire Lumens: 10526 lumens
Efficiency: N/A
Efficacy: 113.2 lumens/watt
Luminous Opening: Rectangular (W 1' x L: 1' x H: 0')
IES Classification: Type V - Short
BUG Rating: B3 - U0 - G2

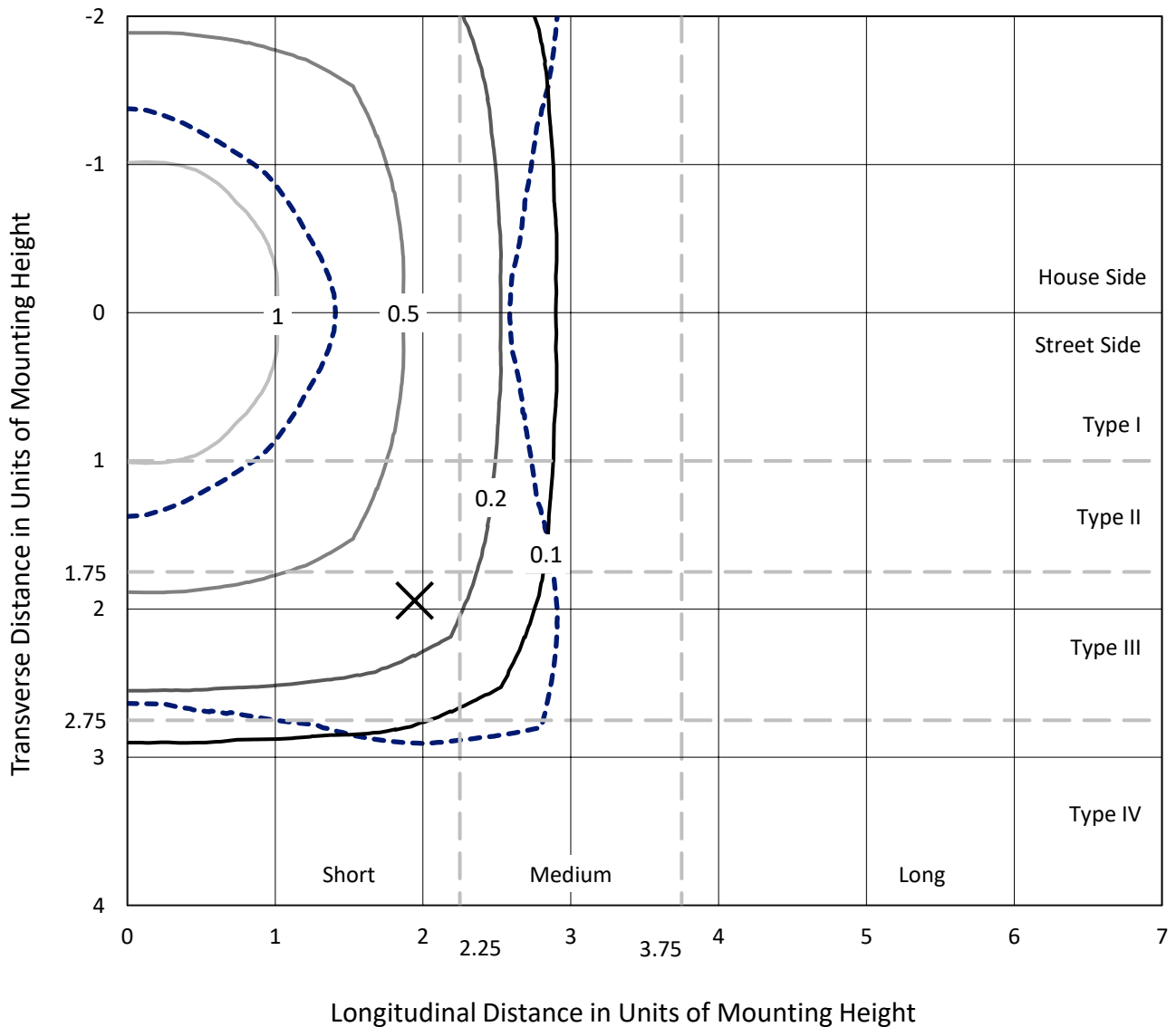
Input Watts (W): 93
Input Voltage (V): NR
Input Current (A_{in}): NR
Voltage Rise (V): NR
Power Factor: NR
Total Harmonic Distortion (THDi): NR
Frequency (hertz): 60
Stabilization Time: NR
Operation Time: NR
Ambient Temperature (°C): NR
Test Distance: 24 FT



REPORT NUMBER: P452191
 CATALOG NUMBER: GALN-SA3A-827-U-5MQ

Iso-Footcandle Lines of Horizontal Illumination

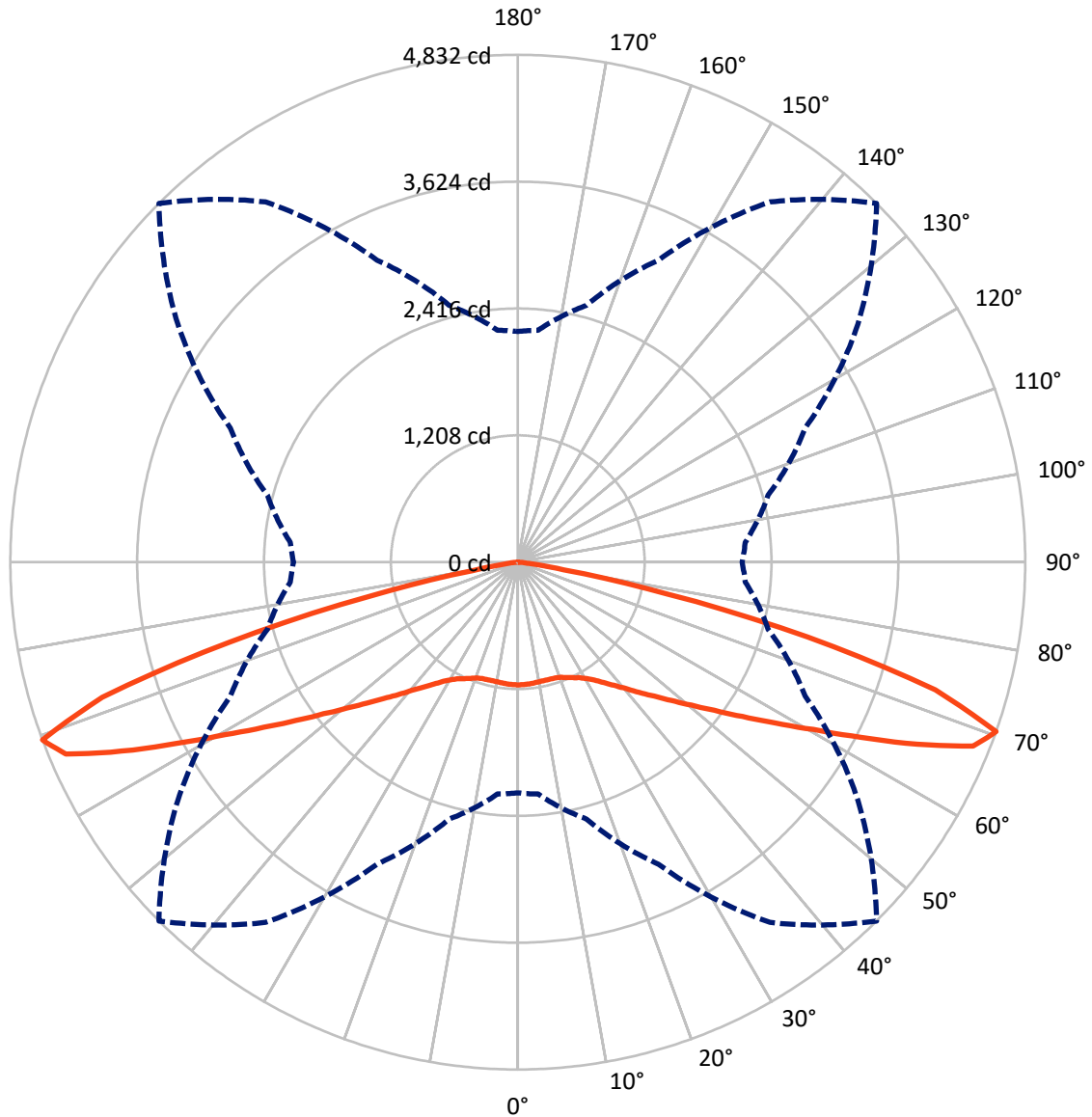
× Max cd
 - - - 1/2 Max cd



Based on 25 foot mounting height. Maximum calculated value = 1.9 fc
 Type V - Short - N/A

REPORT NUMBER: P452191
CATALOG NUMBER: GALN-SA3A-827-U-5MQ

Luminous Intensity Polar Plot



— Vertical Plane Through 45-Deg Lateral - - - Horizontal Cone Through 70-Deg Vertical

REPORT NUMBER: P452191

CATALOG NUMBER: GALN-SA3A-827-U-5MQ

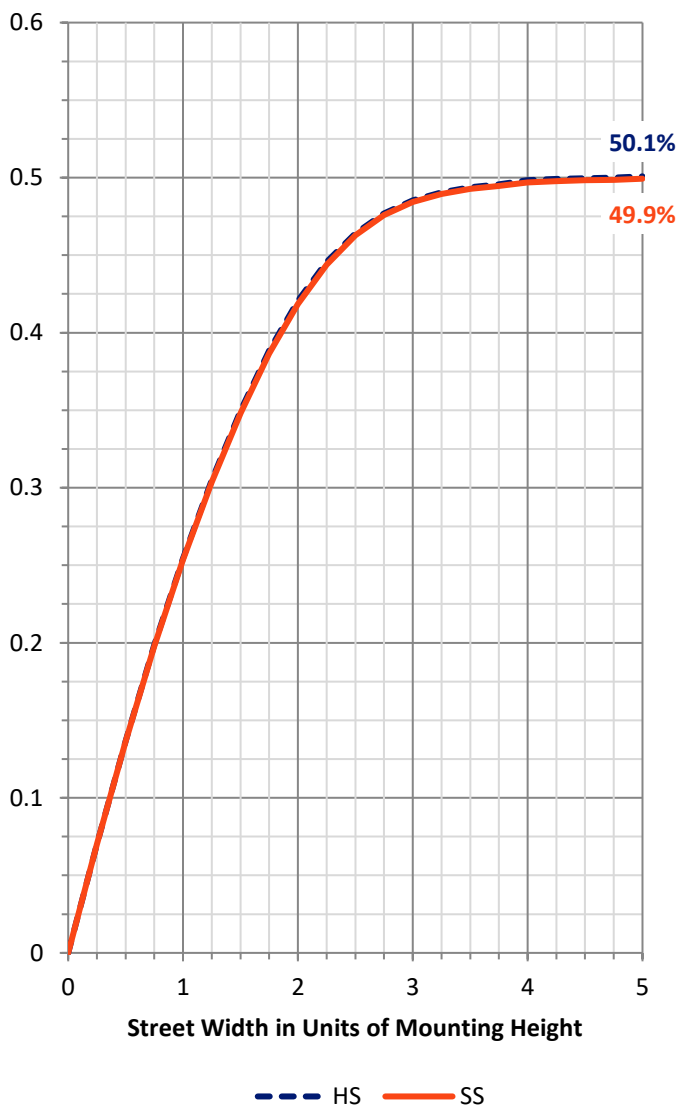
FLUX DISTRIBUTION:

		Downward	Upward	Total
House Side	Lumens	5263.0	0.0	5263.0
	% Fixture	50.0	0.0	50.0
Street Side	Lumens	5263.0	0.0	5263.0
	% Fixture	50.0	0.0	50.0
Total	Lumens	10526.0	0.0	10526.0
	% Fixture	100.0	0.0	100.0

ZONAL LUMENS:

Zone	Lumens	% Fixture
0°-10°	110.8	1.1
10°-20°	325.3	3.1
20°-30°	556.3	5.3
30°-40°	882.9	8.4
40°-50°	1424.4	13.5
50°-60°	2317.6	22.0
60°-70°	3359.7	31.9
70°-80°	1490.2	14.2
80°-90°	58.8	0.6
90°-100°	0.0	0.0
100°-110°	0.0	0.0
110°-120°	0.0	0.0
120°-130°	0.0	0.0
130°-140°	0.0	0.0
140°-150°	0.0	0.0
150°-160°	0.0	0.0
160°-170°	0.0	0.0
170°-180°	0.0	0.0
0°-90°	10526.0	100.0
0°-180°	10526.0	100.0

Coefficient of Utilization



REPORT NUMBER: P452191

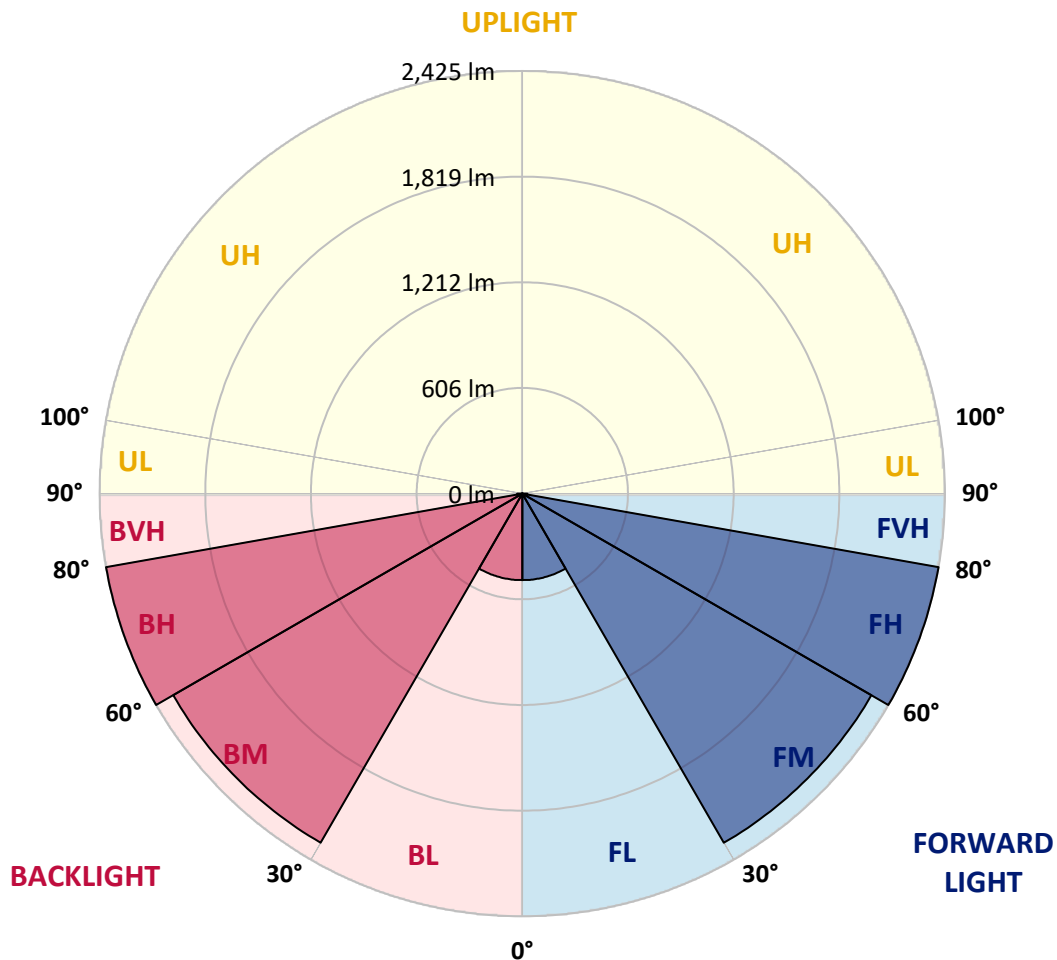
CATALOG NUMBER: GALN-SA3A-827-U-5MQ

LUMINAIRE CLASSIFICATION SYSTEM LUMEN TABLE AND BUG RATING:

Zone	Lumens	% Fixture	Zone Rating/Lumen Limit		
			B	U	G
FL (0°-30°)	496.2	4.7			
FM (30°-60°)	2312.5	22.0			
FH (60°-80°)	2424.9	23.0			G2/5000
FVH (80°-90°)	29.4	0.3			G1/100
BL (0°-30°)	496.2	4.7	B1/500		
BM (30°-60°)	2312.5	22.0	B2/2500		
BH (60°-80°)	2424.9	23.0	B3/2500		G2/5000
BVH (80°-90°)	29.4	0.3			G1/100
UL (90°-100°)	0.0	0.0		U0/0	
UH (100°-180°)	0.0	0.0		U0/0	

BUG Rating: B3-U0-G2

Type V Short





REPORT NUMBER: P452191

CATALOG NUMBER: GALN-SA3A-827-U-5MQ

CANDELA DISTRIBUTION (FULL):

	0°	5°	15°	25°	35°	45°	55°	65°	75°	85°	90°
0°	1168.9	1168.9	1168.9	1168.9	1168.9	1168.9	1168.9	1168.9	1168.9	1168.9	1168.9
2.5°	1168.9	1170.0	1168.3	1167.2	1166.6	1166.6	1166.1	1166.6	1170.0	1170.5	1168.9
5°	1165.5	1166.6	1166.1	1165.0	1164.4	1164.4	1163.9	1163.3	1166.1	1167.2	1166.6
7.5°	1161.1	1161.7	1161.1	1160.5	1161.1	1160.5	1158.9	1157.8	1160.0	1160.0	1159.4
10°	1153.3	1154.4	1153.9	1154.4	1155.5	1155.5	1153.3	1151.1	1151.7	1150.6	1150.6
12.5°	1143.9	1145.6	1146.1	1148.3	1151.1	1154.4	1149.4	1144.5	1143.3	1142.8	1142.2
15°	1137.8	1139.5	1141.7	1143.9	1148.9	1156.1	1148.9	1141.1	1138.9	1136.7	1135.6
17.5°	1136.1	1138.4	1141.7	1145.0	1151.7	1158.9	1152.8	1145.0	1139.5	1136.1	1135.0
20°	1140.6	1142.2	1147.2	1153.3	1162.8	1170.0	1163.9	1155.5	1147.2	1142.2	1140.6
22.5°	1149.4	1152.2	1158.3	1169.4	1182.7	1193.3	1185.0	1171.1	1157.8	1151.1	1148.9
25°	1168.9	1171.1	1178.3	1193.3	1208.8	1218.8	1209.9	1193.8	1175.5	1166.6	1163.9
27.5°	1198.3	1201.6	1209.4	1227.1	1239.9	1245.4	1239.3	1228.2	1214.9	1205.5	1203.3
30°	1239.9	1243.8	1255.4	1274.3	1282.6	1285.9	1283.1	1275.9	1266.5	1256.5	1254.3
32.5°	1295.9	1298.1	1311.4	1329.2	1337.0	1338.1	1334.7	1331.4	1315.9	1299.2	1298.1
35°	1358.6	1362.5	1378.6	1399.6	1406.9	1407.4	1400.7	1395.8	1377.4	1364.1	1364.1
37.5°	1441.8	1443.5	1459.0	1482.9	1490.6	1488.4	1485.1	1480.6	1461.2	1444.0	1444.6
40°	1539.4	1542.8	1556.1	1583.8	1583.8	1581.0	1583.3	1579.9	1560.5	1543.9	1544.4
42.5°	1655.4	1657.0	1673.1	1702.5	1700.3	1694.8	1697.0	1692.5	1680.3	1661.5	1654.8
45°	1779.1	1785.7	1813.5	1841.8	1837.3	1819.6	1828.5	1827.4	1816.3	1788.0	1789.6
47.5°	1928.3	1939.4	1966.0	1999.9	1994.9	1967.2	1977.1	1983.8	1968.3	1937.2	1931.6
50°	2096.4	2103.6	2143.0	2174.6	2170.2	2140.8	2163.5	2164.6	2125.8	2082.0	2082.0
52.5°	2275.6	2282.8	2336.1	2385.4	2388.2	2345.5	2363.8	2362.7	2299.4	2241.8	2230.7
55°	2476.4	2479.7	2548.5	2621.2	2636.7	2595.1	2597.3	2575.2	2493.1	2425.9	2419.8
57.5°	2683.9	2696.1	2772.1	2866.4	2912.4	2886.9	2875.3	2815.9	2736.6	2659.5	2655.6
60°	2913.6	2914.1	3012.9	3124.4	3217.6	3234.8	3187.1	3107.7	3005.1	2903.0	2898.6
62.5°	3072.8	3096.6	3221.4	3410.1	3577.0	3673.6	3547.6	3381.2	3179.3	3014.5	2997.9
65°	3105.5	3121.6	3311.9	3631.4	3972.6	4180.6	3889.4	3535.4	3190.9	2971.3	2960.2
67.5°	2840.9	2858.1	3114.4	3604.8	4250.0	4676.6	4111.3	3461.1	2993.4	2721.6	2700.0
70°	2197.4	2216.8	2533.6	3173.2	4188.4	4832.4	3953.2	3019.0	2468.6	2175.2	2135.8
72.5°	1168.3	1239.9	1510.6	2178.0	3399.5	4160.6	3241.4	2202.9	1592.1	1301.4	1249.3
75°	426.6	435.5	586.4	965.8	1977.7	2853.1	2053.7	1050.7	604.1	466.5	442.7
77.5°	176.4	175.9	193.1	291.8	718.4	1461.2	801.6	308.4	192.5	178.1	175.9
80°	104.3	104.3	114.8	121.5	189.2	441.0	211.4	137.6	115.4	105.4	107.1
82.5°	46.6	49.4	72.7	76.6	91.5	120.9	102.1	87.7	75.4	52.1	47.2
85°	25.5	22.2	38.3	39.9	43.8	44.9	48.3	47.7	43.8	25.5	26.1
87.5°	5.0	6.1	11.1	8.3	9.4	8.3	11.1	15.5	16.1	8.9	7.2
90°	0.0	0.0	0.0	0.0	0.0	0.0	0.0	0.0	0.0	0.0	0.0

(END OF REPORT)